

Let's Speak Pennsylvania
German Better!

**VELLA
BESSAH
DEITSH
SHVETZA!**

Guide to Pennsylvania German
Grammar and Speech



CONTENTS

Introduction to "Vella Bessah Deitsh Shvetza!"	3
Nouns	4
1a Noun Genders and Singular/Plural Nouns.....	5
1b Adjectives.....	8
1c Pronouns	14
1d Possessive Pronouns.....	18
Verbs and Basic Statements	22
2a Regular and Irregular Verbs	23
2b Statements and Questions	27
Statements With Multiple Verbs	32
3a Statements With Two or Three Verbs.....	33
3b Verbs With Moving Parts and Commands.....	37
3c How to Talk About the Past	43
Adding Meaning to Our Thoughts	49
4a Actions in the Present	50
4b Actions the Subject Does to Oneself.....	54
4c Changing Verbs Into Nouns.....	58
Sentences With Multiple Thoughts	62
5a Two Thoughts That Don't Depend on Each Other.....	63
5b A Thought That Depends on Another (Part 1/3).....	66
5c A Thought That Depends on Another (Part 2/3).....	73
5d A Thought That Depends on Another (Part 3/3).....	77
Additional Grammar Rules	??
A1 ?	??
A2 ?	??
A3 ?	??
A4 ?	??

Coming Soon!

Features of the Book:

- Explanations for rules involving nouns, adjectives, verbs, and sentence structure
- Many different visual aids (such as graphics and tables) that compare the similarities and differences between PA German and English
- **"START HERE"** or **"STOP HERE"** visual indicators found at the top or bottom right corner of a page, respectively. Each start and stop is a suggestion of how much to study in just one session
- Sections dedicated to explaining grammar based on the *"Eastern"* or *"Western"* Deitsh accents. (You can most likely find out the accent you are trying to learn by asking any Deitsh speaker in your area)
- Short definitions of grammar words at the beginning of each section
- The end of each section has a short review of what was just learned
- An appendix with no particular focus that will explain very specific situations that come up when speaking Deitsh

Coming Soon!

The Purpose of “Vella Bessah Deitsh Shvetza!”:

We wanted to help guide those that are learning Pennsylvania Dutch. The goal is help them to speak in a way that will be easily understood by native speakers. There aren't many resources for understanding the basic word order of a sentence, short of asking a native speaker, “Does this sound right?” After studying the information in this book, a Deitsh learner could begin to understand the basic structure of a Deitsh sentence. If we start to understand that, it could help us communicate better with a native.

Now, with every language, there are exceptions to almost every “rule”. Some of these exceptions are shown in boxes designated as a **Note**, while others may not be mentioned.

We also want it to be known that we do not claim to be experts in grammar. At times, we may explain things in a way that would disturb any grammar expert. But, we decided to not be too hard on ourselves, to explain things in the simplest ways, and sometimes even combine certain grammar concepts because of their similarities.

I N T R O

Things to Note:

- This book is not meant to be studied in one night or in a short period of time. Please follow the suggestions for where to start and stop, taking your time as you go through it. This will help you to better retain the information learned. If you don't understand something, ask someone that does. Talk with them and ask them to explain it to you
- If you are studying the book with a group, please follow the suggestions for where to start and stop. In some situations, it may be best to only go over a page or two of each section. This will keep the sessions shorter and easier to digest for everyone. Always make time in a session to help others that are having a hard time understanding something. Also make time to discuss what was learned
- Try and have fun while learning this language. When we have fun while learning, it helps us to better understand and retain information. Also, if learning the language is associated with enjoyment and fun, it will be easier for you and others to keep coming back to it. If we do not give up, we will eventually be able to speak Deitsh well

Lesson 1

NOUNS

Outline of Lesson 1:

Lesson 1a - Noun Genders and Singular/Plural Nouns

Genders of Nouns

Singular Vs. Plural

Lesson 1b - Adjectives

Introduction

Adjectives With a Definite Article

Adjectives With an Indefinite Article

This, That, These, and Those

Lesson 1c - Pronouns

Introduction

Nominative Deitsh Pronouns

Accusative Deitsh Pronouns

Possessive Deitsh Pronouns

Possessive Deitsh Pronouns Influenced by Gender

Lesson 1 Vocabulary:

Accusative Pronoun- A replacement for a noun that is the receiver of an action (Examples: Me, us, him, her, it, them, you)

Adjective- A word that describes a noun or nouns (Examples: Strong, beautiful, colorful, big)

Definite Article- A word that introduces a specific noun (Example: The table is set.) [In English, the only definite article is the word "the"]

Gender- A classification given to a noun based on which definite article it is used with

Indefinite Article- A word that introduces a non-specific noun (Example: A table is set.) [In English, the two indefinite articles are "a" and "an"]

Nominative Pronoun- A replacement for a noun that is the doer of an action (Examples: I, we, he, she, it, they, you)

Plural Noun- More than one of a person, place, thing, or idea (Examples: Boys, parks, bottles, thoughts)

Possessive Pronoun- A replacement for a noun that shows ownership of something (Examples: My/mine, our/ours, his, her/hers, its, their/theirs, your/yours)

Pronoun- A word that replaces a noun (Example: Instead of "Adam's here," you'd say "He's here.")

Singular Noun- One of a person, place, thing, or idea. (Examples: Adam, park, bottle, thought)

Lesson 1a

NOUN GENDERS AND SINGULAR/PLURAL NOUNS

Outline of Lesson 1a:

Genders of Nouns

Overview-

- Different types of "The" in Deitsh
- Masculine, Feminine, and Neuter

Singular Vs. Plural

Overview-

- Which "The" to use in different situations
- General rule for making a noun plural

Lesson 1a Vocabulary:

Singular Noun- One of a person, place, thing, or idea. (Examples: Adam, park, bottle, thought)

Plural Noun- More than one of a person, place, thing, or idea (Examples: Boys, parks, bottles, thoughts)

Gender- A classification given to a noun based on which definite article it is used with

Definite Article- A word that introduces a specific noun (Example: The table is set.) [In English, the only definite article is the word "the"]

GENDERS OF NOUNS

GENDERS FUNN SACHA

Which is correct?

- A. The = Da
- B. The = Di
- C. The = Es/'S

All three are! Why three ways to say "the?" In Deitsh, nouns are either masculine, feminine, or neuter[see definitions of **Singular** and **Plural Nouns**]. This doesn't mean that they are associated with the actual gender of the noun[see definition of **Gender**]. It's a way to sort out nouns in order to make adjectives agree with the noun it's describing. (This will be explained in more detail in Lesson 1b.)

Da = masculine

Di = feminine



Es = neuter

Here are some common nouns with their **Definite Articles**[see definition] in **Table 1** to the right.



Every noun will be one of the three genders just mentioned. Soon, we will see why it's important to know which gender they are.

Table 1		
	English	Deitsh
Masculine	The dog	Da hund
Feminine	The cat	Di katz
Neuter	The child	Es kind/'S kind


DA



DI



ES



SINGULAR VS. PLURAL

AYN UN MAY ES AYN

In English, some things can happen to a noun to make it plural. Sometimes, we add an "s" to the end of a word. Other times, the spelling of the word gets completely changed. And yet other times, nothing happens at all.



In Deitsh, the same things can happen to nouns. Good news! All plural nouns are feminine, as you will see.

Take a look at the examples in **Table 2**.



Usually, the way to make a noun plural in Deitsh is to just add an "a" to the end of the word. However, as seen in the examples of horse, deer, and mouse, there are many exceptions.

Table 2				
	English		Deitsh	
Noun	Singular	Plural	Singular	Plural
Horse	The horse	The horses	Da gaul	Di geil
Mouse	The mouse	The mice	'S meisli	Di meislen
Deer	The deer	The deer	Da hash	Di hash
Cat	The cat	The cats	Di katz	Di katza

DA



DI



Lesson 1b

ADJECTIVES

START
HERE

Outline of Lesson 1b:

Introduction

Adjectives with a Definite Article

Overview-

- How an adjective changes when used with "The"

Adjective with a Indefinite Article

Overview-

- How an adjective changes when used with "A/An"

This, That, These, and Those

Overview-

- How "This, That, These, and Those" change an adjective

Lesson 1b Vocabulary:

Adjective- A word that describes a noun or nouns (Examples: Strong, beautiful, colorful, big)

Indefinite Article- A word that introduces a non-specific noun (Example: A table is set.) [In English, the two indefinite articles are "a" and "an"]


INTRODUCTION

SHTEAHT FUNN SECTION

Without **Adjectives** [see definition], it would be a pretty *dull* world. You wouldn't be able to tell someone about a *beautiful* sunrise you saw. You couldn't say how a *big, mean* dog chased after you. Adjectives help convey thoughts that you couldn't get through to someone by just using a noun.

We use adjectives all the time in normal, day to day speech. In fact, in the previous paragraph, all the italicized words are adjectives. Since English doesn't have gendered nouns, it is pretty simple to describe a noun. On the other hand, in Deitsh, you have to do a little more work. Now, we'll be talking about the specific rules dealing with adjectives in Deitsh.

BIG



MEAN

DULL



BEAUTIFUL



ADJECTIVES WITH A DEFINITE ARTICLE

ADJECTIVES MITT EN DEFINITE ARTICLE

In Deitsh, when you use a Definite Article ("the" in English and "da", "di", and "es/s" in Deitsh) to introduce a noun, we already know the noun's gender. So, with that in mind, we do not need to change the adjective in order to know gender. We see this in **Table 3** to the right.

English	Deitsh
The smart cat	Di shmeaht katz
The fast dog	Da shteik hund
The small child	'S glay kind

Article w/ a Gender

The Adjective with No Gender

The Noun

DA SHTEIK HUND

ADJECTIVES WITH AN INDEFINITE ARTICLE

ADJECTIVES MITT EN INDEFINITE ARTICLE

In Deitsh, when you use an **Indefinite Article** [see definition] (“a” or “an” in English and “en/”n” in Deitsh) to introduce a noun, we don’t know the noun’s gender. The gender gets lost. So, if we want to describe a general thing, we must add gender to the adjective or adjectives (if there are more than one). For masculine nouns, an “ah” usually gets added to the end of the adjective or adjectives describing the noun. For the feminine nouns, an “i” is usually added to them. For neuter nouns, nothing happens to them at all. It just stays the same. Take a look at a few examples in **Table 4** to the right.

This is only a general rule of thumb. As always, there are some exceptions to the rule. **Table 5** shows some examples of adjectives that don’t follow this general rule.

Table 4	
English	Deitsh
A big cat	En grohsi katz
A fast dog	En shteikah hund
A small child	En glay kind

Table 5			
English Adjective	Deitsh Adjective	English	Deitsh
Nice	Shay	A nice man	En shaynah mann
Small	Glay	A small woman	En glenni fraw
Good	Goot	Good people	Goodi leit
Many	Feel	Many horses	Feel geil

Article w/ No Gender

The Adjective with a Gender

The Noun

EN SHTEIKAH HUND

THIS, THAT, THESE AND THOSE (PAGE 1/2)

DESS, SELL, DEE UN SELLI (PAYTSH 1/2)

Sometimes we want to refer to a specific thing or group of things. In English, we use "this," "that," "these," and "those." Deitsch has the same idea. These words are "dess," "sell," "dee," and "selli." But, unlike English, some of these words change based on gender. See **Table 6**.

You may be wondering, "Why do 'these' and 'those' only have a feminine form and no masculine or neuter form?" Remember how all plural nouns are feminine? With that in mind, "these" and "those" always refer to a plural noun. This means that, in Deitsch, "these" and "those" will only be feminine.

Table 7 shows some examples of these words being used. Notice that when "that" and "this" are used, those words are changed to match gender, but the adjective stays the same.

Note: In Deitsch, there is another word that translates to "that" in English. This word is "es." The way that "es" is used in Deitsch will be explained later on. But, when referring to a singular or plural noun, *only* use the words in **Table 6**.

Noun Gender	This	That	These	Those
Masculine	Deah	Sellah		
Feminine	Dee	Selli	Dee	Selli
Neuter	Dess	Sell		

The Phrase in English	The Phrase in Deitsch
That fast dog	Sellah shteik hund
That fast cat	Selli shteik katz
That fast child	Sell shteik kind
This smart dog	Deah shmeaht hund
This smart cat	Dee shmeaht katz
This smart child	Dess shmeaht kind

"That" Showing Gender

The Adjective with No Gender

The Noun

SELLI SHTEIK KATZ

THIS, THAT, THESE AND THOSE (PAGE 2/2)

DESS, SELL, DEE UN SELLI (PAYTSH 2/2)

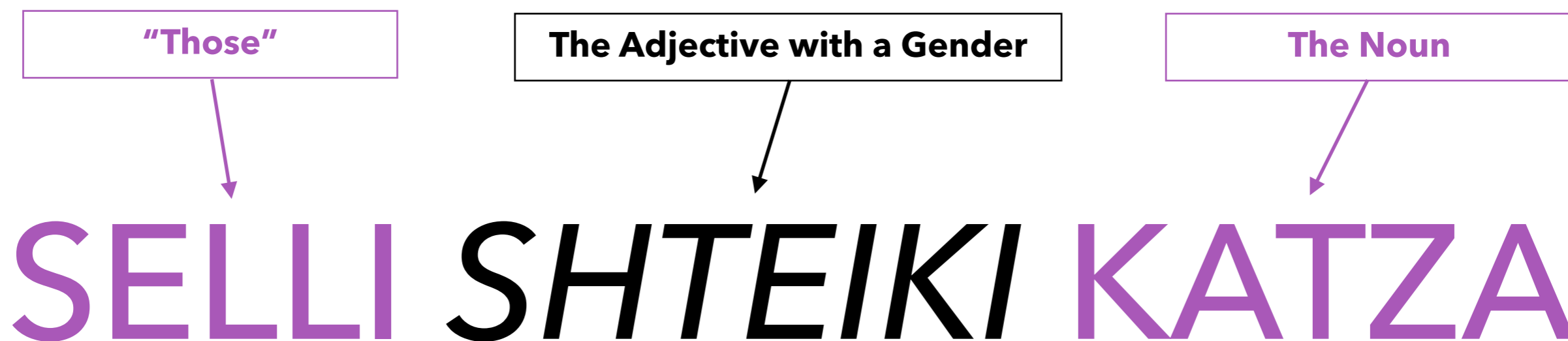
What about “these” and “those,” though? Look at how for “these” and “those,” the adjective is being changed based on gender in **Table 8**.

Now, when “this” and “that” are not near the nouns they are talking about, then they just use their normal form. What does this mean? Take a look at **Table 9**.

We see in the first example of Table 9 that “dess” is separated from the noun, “vayk.” Also, in the second example, we see that “sell” is separated from the noun, “dawk.” When these words are separated from the nouns, unless they are separated by an adjective, then they keep their original form.

Table 8	
The Phrase in English	The Phrase in Deitsh
These nice dogs	Dee shayni hund
These nice cats	Dee shayni katza
These nice children	Dee shayni kinnah
Those good dogs	Selli goodi hund
Those good cats	Selli goodi katza
Those good children	Selli goodi kinnah

Table 9	
English	Deitsh
This is the way	Dess is da vayk
That was a beautiful day	Sell voah en shaynah dawk



Lesson 1c

PRONOUNS

START
HERE

Outline of Lesson 1c:

Introduction

Nominative Deitsh Pronouns

Overview-

- The main forms of pronouns

Accusative Deitsh Pronouns

Overview-

- How pronouns change based on subject

Lesson 1c Vocabulary:

Pronoun- A word that replaces a noun
(Example: Instead of "Adam's here," you'd say "He's here.")

Nominative Pronoun- A replacement for a noun that is the doer of an action
(Examples: I, we, he, she, it, they, you)

Accusative Pronoun- A replacement for a noun that is the receiver of an action
(Examples: Me, us, him, her, it, them, you)

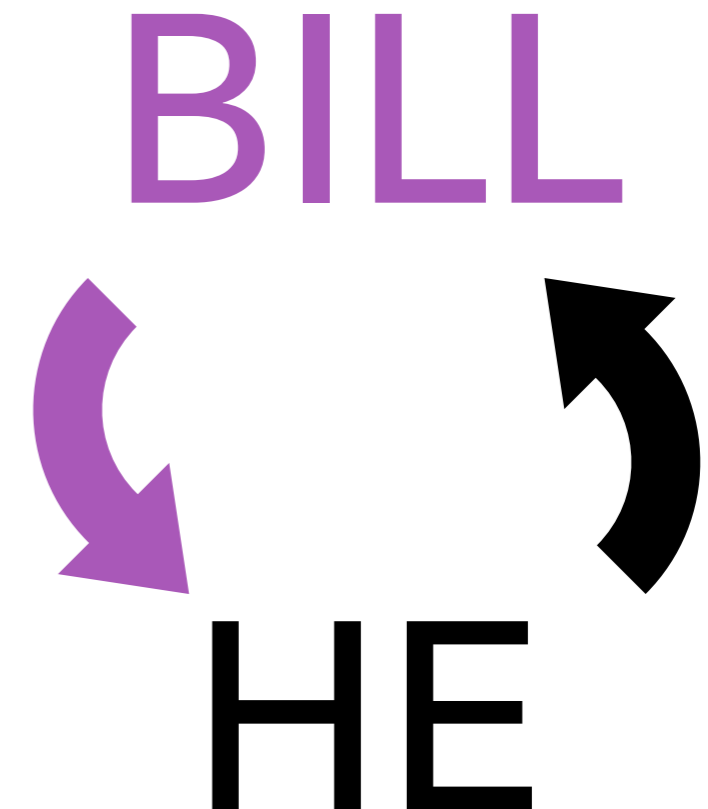
INTRODUCTION

SHTEAHT FUNN SECTION

In the English language, there are words that can replace a noun. These words are called **Pronouns**[see definition]. Look at some examples where pronouns are used in English to the right in **Table 10**.

The same thing happens in Deitsh. Nouns are replaced with pronouns so as to not be repetitive.

Table 10	
English Sentence With Noun	English Sentence With Pronoun
<i>Bill</i> is here.	<i>He</i> is here.
<i>John and Bob</i> are running.	<i>They</i> are running.
Hey <i>Joe</i> , come here.	Hey <i>you</i> , come here.



NOMINATIVE DEITSH PRONOUNS

NOMINATIVE DEITSHI PRONOUNS

In Deitsh, there is only one pronoun that is not used in English. This is the plural form of "you," in other words; "all of you," "y'all," or "yins." In **Table 11**, you can see some Deitsh pronouns. These types of pronouns are called **Nominative Pronouns**[see definition].

Table 12 shows a few examples of some of these pronouns being used in a sentence.

English	Deitsh
I	Ich
You (singular form)	Du
He, She, It	Eah, See, Es/'S
We	Miah/Ma
You (plural form)	Diah/Da
They	Si

English	Deitsh
<i>He is here.</i>	<i>Eah is do.</i>
<i>They are running.</i>	<i>Si sinn am shpringa.</i>
<i>We went in.</i>	<i>Miah sinn nei ganga.</i>

JUST ONE
PERSON

JUST ONE
PERSON

DIAH

DU

YOU

ACCUSATIVE DEITSH PRONOUNS

ACCUSATIVE DEITSHI PRONOUNS

In English, when an action is received by a pronoun, usually, the pronoun changes. Just to name a few, "he" changes to "him," "I" changes to "me," and "we" changes to "us." The same thing happens in Deitsh. These pronouns are called **Accusative Pronouns** [see definition]. Take a look at some examples in **Table 13**.

Look at **Table 14** for examples of these pronouns being used in a sentence.

English	Deitsh
Me	Mich
You (singular form)	Dich
Him, Her, It	Een, See, Es/'S
Us	Uns
You (plural form)	Eich
Them	Si

English	Deitsh
He helps <i>me</i> .	Eah helft <i>mich</i> .
They want <i>us</i> to play.	Si vella <i>uns</i> helfa shpeela.
That is good for <i>us</i> .	Sell is goot fa <i>uns</i> .

The Pronoun Doing the Action

The Action

The Pronoun Receiving the Action

EAH HELFT MICH

Lesson 1d

POSSESSIVE PRONOUNS

START
HERE

Outline of Lesson 1d:

Possessive Deitsh Pronouns

Overview-

- How pronouns change when referring to ownership

Possessive Deitsh Pronouns Influenced by Gender

Overview-

- How pronouns change when referring to owning "something" and that "something" is not specifically mentioned in the sentence

Lesson 1d Vocabulary:

Possessive Pronoun- A replacement for a noun that shows ownership of something (Examples: My/mine, our/ours, his, her, hers, its, their/theirs, your/yours)

POSSESSIVE DEITSH PRONOUNS

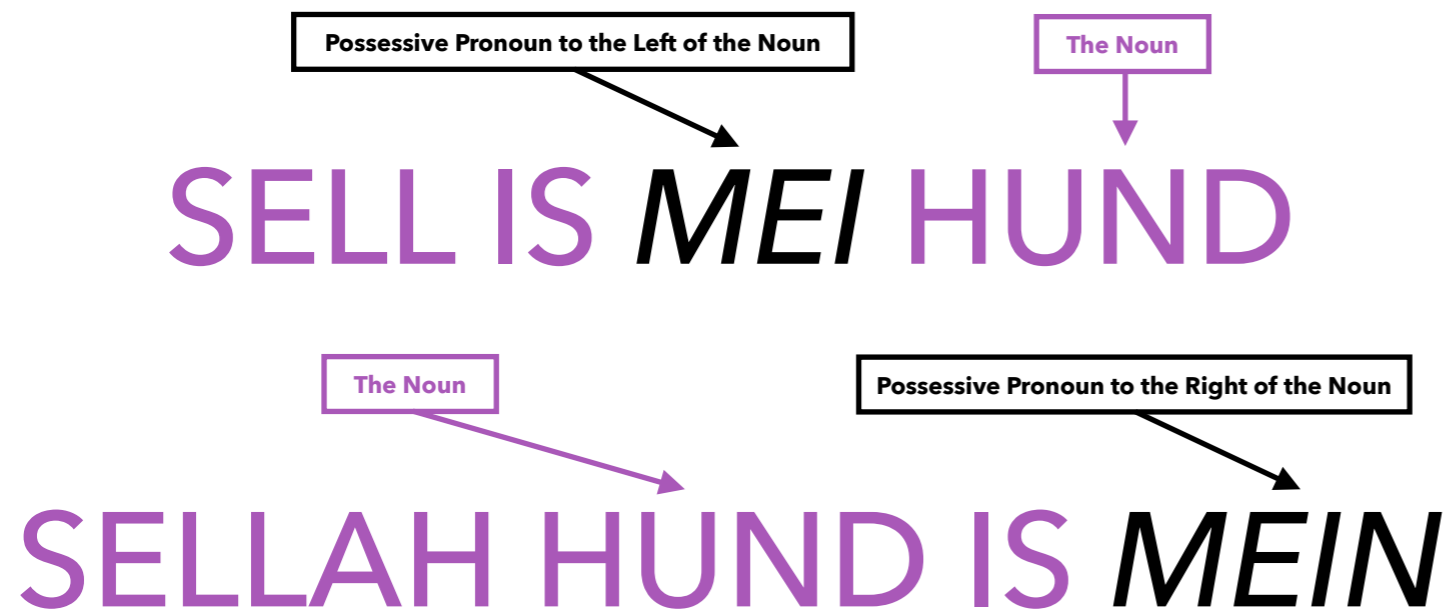
POSSESSIVE DEITSHI PRONOUNS

In English, a pronoun changes when you're showing that someone owns something. For example, "I" changes to "my" or "mine" and "he" changes to "his." The same happens in Deitsh. These types of pronouns are called **Possessive Pronouns** [see definition]. See some examples in **Table 15**.

Table 16 shows some of these pronouns being used in a sentence.

Table 15	
English	Deitsh
My/Mine	Mei/Mein
Your/Yours (singular form)	Dei/Dein
His/His, Her/Hers, Its	Sei/Sein, Iahra/Iahres, Sei
Our/Ours	Unseh/Unsehn
Your/Yours (plural form)	Eiyah/Eiyahn
Their/Theirs	Iahra/Iahres

Table 16	
English	Deitsh
That is <i>my</i> dog.	Sell is <i>mei</i> hund.
That dog is <i>mine</i> .	Sellah hund is <i>mein</i> .
That is <i>your</i> dog. (singular)	Sell is <i>dei</i> hund.
That dog is <i>yours</i> . (singular)	Sellah hund is <i>dein</i> .
That is <i>his</i> dog.	Sell is <i>sei</i> hund.
That dog is <i>his</i> .	Sellah hund is <i>sein</i> .
That is <i>their</i> dog.	Sell is <i>iahra</i> hund.
That dog is <i>theirs</i> .	Sellah hund is <i>iahres</i> .



POSSESSIVE DEITSH PRONOUNS INFLUENCED BY GENDER (WESTERN)

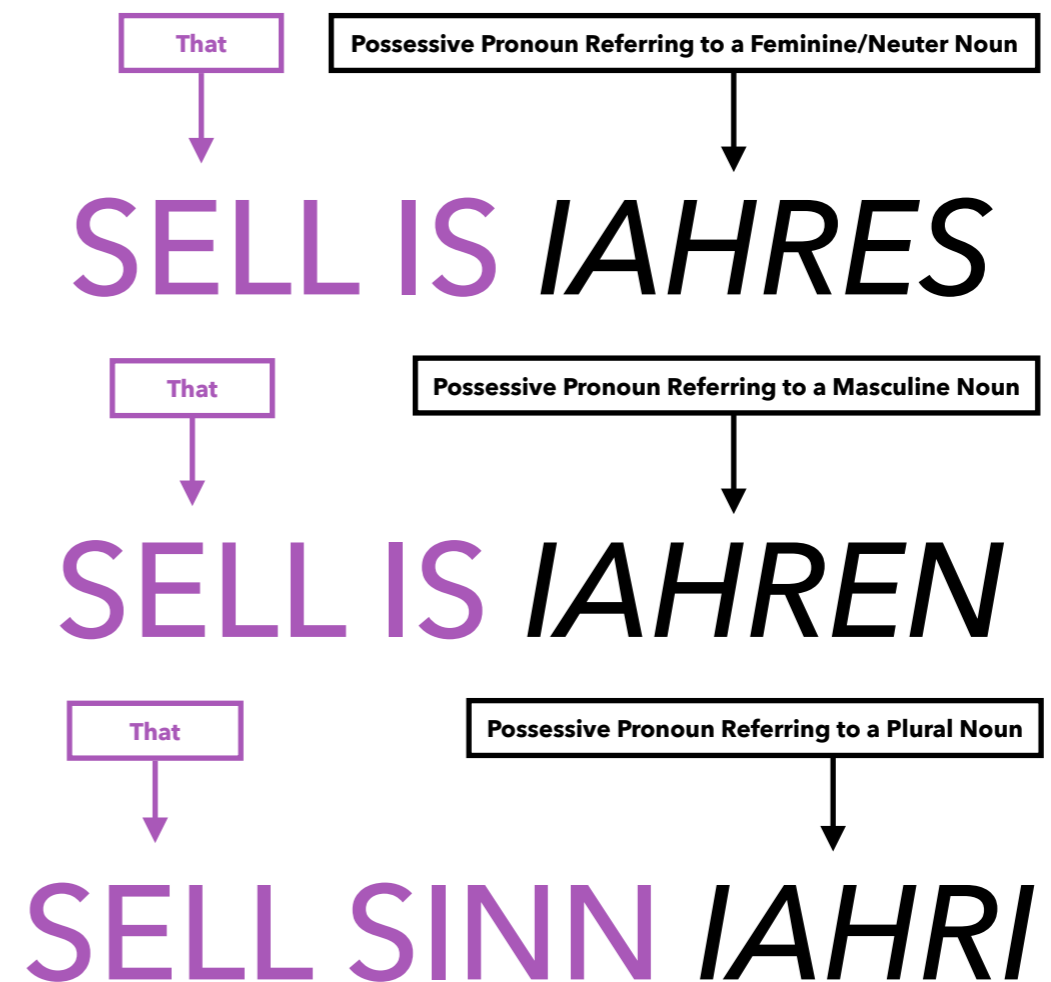
POSSESSIVE DEITSHI PRONOUNS ES TSHAYNTSHA KOSS FUNN GENDER (WESTERN)

Picture this: You pick up a hammer. You've never seen this hammer before. On the outside of it, it says that it belongs to your brother. You take the hammer to him and say, "This is yours."

Let's take a look at this sentence and translate it into Deitsh. Now, from what we have already learned, we know that "this" would be translated "dess" because it isn't next to a noun. "Is" is just "is." Now, what about "yours?" It is NOT "dein" as you might think. It's actually "deinah." Why? Well, in the sentence above, there is no noun. What you're talking about, the hammer, isn't in the sentence. When this happens, the possessive pronoun changes. Look at the examples in **Table 17a** to the right.

So, how does it work? If the noun in question is singular and either neuter/feminine, the possessive pronoun will stay the same. If the the noun in question is feminine and plural or is masculine, the possessive pronoun changes.

Reference Word	English	Deitsh
'S Kind	This is <i>yours</i> .	Dess is <i>dein</i> .
Di Box	This is <i>yours</i> .	Dess is <i>dein</i> .
Da Hammah	This is <i>yours</i> .	Dess is <i>deinah</i> .
Di Boxa	These are <i>yours</i> .	Dess sinn <i>deini</i> .



POSSESSIVE DEITSH PRONOUNS INFLUENCED BY GENDER (EASTERN)

POSSESSIVE DEITSHI PRONOUNS ES TSHAYNTSHA KOSS FUNN GENDER (EASTERN)

Picture this: You pick up a box. You've never seen this box before. On the outside of it, it says that it belongs to your brother. You take the box to him and say, "This is yours."

Let's take a look at this sentence and translate it into Deitsh. Now, from what we have already learned, we know that "this" would be translated "dess" because it isn't next to a noun. "Is" is just "is." Now, what about "yours?" It is NOT "dein" as you might think. It's actually "deins." Why? Well, in the sentence above, there is no noun. What you're talking about, the box, isn't in the sentence. When this happens, the possessive pronoun changes. Look at the examples in **Table 17b** to the right.

So, how does it work? If a noun is singular the way the possessive pronoun changes is usually the same across the board. If the the noun in question is plural, the possessive pronoun changes in a different way.

Reference Word	English	Deitsh
'S Kind	This is <i>yours</i> .	Dess is <i>deins</i> .
Di Box	This is <i>yours</i> .	Dess is <i>deins</i> .
Da Hammah	This is <i>yours</i> .	Dess is <i>deins</i> .
Di Boxa	These are <i>yours</i> .	Dess sinn <i>deini</i> .

That

Possessive Pronoun Referring to a Peminine/Neuter Noun

SELL IS **MEINS**

That

Possessive Pronoun Referring to a Masculine Noun

SELL IS **MEINS**

That

Possessive Pronoun Referring to a Plural Noun

SELL SINN **MEINI**

Lesson 2

VERBS AND BASIC STATEMENTS

Outline of Lesson 2:

Lesson 2a- Regular and Irregular Verbs

Introduction

The Pattern for Regular Verbs in Deitsh

Irregular Verbs

Lesson 2b- Statements and Questions

Introduction

Simple Statements

Questions

Simple Statements Involving Time

Lesson 2 Vocabulary:

Complete Sentence- A sentence that has a subject, verb, and makes sense to the listener/reader

Conjugation- The way you change a verb based on who or what you are talking about (Examples: I have, he, has, they have.)

Infinitive Form- The original form of a verb (Examples: To play, to be, to happen)

Irregular Verb- A verb that doesn't follow the normal pattern of conjugation

Regular Verb- A verb that follows the normal pattern of conjugation

Subject- A person or thing that is the theme of a sentence

Verb- An action, state of being, or occurrence (Examples: To play, to be, to happen)

Lesson 2a

REGULAR AND IRREGULAR VERBS

START
HERE

Outline of Lesson 2a:

Introduction

The Pattern for Regular Verbs in Deitsh

Overview-

- A general rule of how verbs change based on the subject

Irregular Verbs

Overview-

- What irregular verbs are and specific ones to look out for

Lesson 2a Vocabulary:

Verb- An action, state of being, or occurrence
(Examples: To play, to be, to happen)

Conjugation- The way you change a verb based on who or what you are talking about (Examples: I have, he, has, they have.)

Infinitive Form- The original form of a verb
(Examples: To play, to be, to happen)

Subject- A person or thing that is the theme of a sentence

Regular Verb- A verb that follows the normal pattern of conjugation

Irregular Verb- A verb that doesn't follow the normal pattern of conjugation

INTRODUCTION

SHTEAHT FUNN SECTION

In every language, there are words that are called **Verbs**[see definition]. Verbs are action words. For instance, “to play,” “to run,” “to talk,” and “to listen” are all verbs in English. In Deitsh, a verb changes based on who or what you are talking about (sometimes, the same thing happens in English). This is called conjugating[see definition of **Conjugation**]. An unchanged verb is called an **Infinitive**[see definition]. **Table 18** gives an example to understand what we are talking about.

As you can see, in English, verbs hardly change at all when the **Subject**[see definition] changes. On the other hand, in Deitsh, verbs change almost every single time when the subject is changed. Good news! For Deitsh, there is a pattern in which verbs change. This happens for most verbs, with some exceptions. Verbs that follow this pattern are called **Regular Verbs**[see definition].

Note: In English, the infinitive of a verb involves “to.” (For example, “to do” to “to say.”) In Deitsh, the infinitive of a verb doesn’t do this. (For example, “to do” is just “du.”) Also, when they do say things like “to do” or “to say” they would say “fa du” and “fa sawwa,” which mean “for do” and “for say.” They usually don’t use the word “zu (to),” in this case.

English		Deitsh	
Subject	Verb = To Eat	Subject	Verb = Essa
I	eat	Ich	ess
You (singular)	eat	Du	esht
He, She, It	eats	Eah, See, Es	est
We	eat	Miah	essa
You (plural)	eat	Diah	esset
They	eat	Si	essa

ESSA



↑
INFINITIVE VERB

ICH

↑
SUBJECT

ESS

↑
CONJUGATED VERB

THE PATTERN FOR REGULAR VERBS IN DEITSH

DI PATTERN FA REGULAR VERBS IN DEITSH

Take a look at the pattern for regular verbs in Deitsh to the right in **Table 19**.

Once you get this pattern down, it will help help you a lot in conjugating a verb and conversing better with a native.

Pronoun	Rule	
	Remove	Add
Ich	-a	
Du	-a	-sht
Eah/See/Es	-a	-t or -d
Miah	Infinitive Stays the Same	Infinitive Stays the Same
Diah	-a	-et
Si	Infinitive Stays the Same	Infinitive Stays the Same

HOW TO CONJUGATE "SAYNA (TO SEE)"


SAYNA - A = ICH SAYN

SAYNA - A + SHT = DU SAYNSHT

SAYNA - A + D = EAH/SEE/ES SAYND

SAYNA = MIAH/SI SAYNA

SAYNA - A + ET = DIAH SAYNET



This example follows the pattern for regular verbs in Deitsh

IRREGULAR VERBS

NETT REGULAR VERBS

Now, there are verbs that don't follow these rules. These types of verbs are called **Irregular Verbs** [see definition]. Actually, there are verbs in English that are irregular. Let's use a verb that is irregular in both Deitsh and English to help us to understand what an irregular verb is. Take a look at **Table 20**.

There are other verbs in Deitsh, such as "havva," "gay," "du," and "vissa," that don't follow the normal ways of conjugation. The only way to learn these verbs and their conjugations is by memorizing them. Many of these irregular verbs are used a lot in Deitsh, so it is a good idea to get them down now in order to converse better with natives.

Note: There are many conjugation lists that can help you through verb conjugations. These lists deal with both regular and irregular verbs. You can use these lists to help you learn verbs and build your Deitsh vocabulary.

English		Deitsh	
Subject	Verb = To Be	Subject	Verb = Sei
I	<i>am</i>	Ich	<i>binn</i>
You (singular)	<i>are</i>	Du	<i>bisht</i>
He, She, It	<i>is</i>	Eah, See, Es	<i>is</i>
We	<i>are</i>	Miah	<i>sinn</i>
You (plural)	<i>are</i>	Diah	<i>sind</i>
They	<i>are</i>	Si	<i>sinn</i>

HOW TO CONJUGATE "HAVVA (TO HAVE)"

HAVVA + ICH = ICH HABB

HAVVA + DU = DU HOSHT

HAVVA + EAH/SEE/ES = EAH/SEE/ES HOTT

HAVVA + MIAH/SI = MIAH/SI HENN

HAVVA + DIAH = DIAH HEND

This example follows no pattern and is an irregular verb in Deitsh

Lesson 2b

STATEMENTS AND QUESTIONS

START
HERE

Outline of Lesson 2b:

Introduction

Simple Statements

Overview-

- Basic format of a sentence with just one verb

Questions

Overview-

- Basic format of a question

Simple Statements Involving Time

Overview-

- Basic format of a sentence that talks about time

Lesson 2b Vocabulary:

Complete Sentence- A sentence that has a subject, verb, and makes sense to the listener/reader

INTRODUCTION

SHTEAHT FUNN SECTION

When we speak the language of our heart, we follow specific rules. Most of the time, we don't even notice it. You are able to tell if someone doesn't follow the rules because it just doesn't sound right. In fact, it might be difficult for you to explain why it's wrong. As always, this idea also applies to Deitsh. That's why word order is so important.

Let's start putting to use what we have learned so far in this paper. We're going to start with simple and easy sentences.


He try really hard to learn.



He tries really hard to learn.



Which one sounds right? Why does it sound right?



SIMPLE STATEMENTS

GLENNI SENTENCES

In English, we have a basic format for making simple statements. Take, for instance, the sentence, "They are funny." Very simple, right? Take a look at **Table 21** to see the breakdown of the sentence.

The first part of the sentence is the subject, or in other words, the main focus of the sentence. The second part of the sentence is the verb, or in other words, the action the subject is doing. Lastly, there is the final thought, or the thought that completes the sentence[see definition for **Complete Sentence**].

Now, let's take a look at the same sentence in Deitsh and see how it's set up. See **Table 22**.

Yes, it's true! It is exactly the same. There is no difference in the way these two sentences are set up. So, as long as we use the right words, we can say simple sentences to Deitsh speakers just like we would say it in English. The best part is, they'll be able understand us!

Table 21		
Subject	Verb	The Final Thought
They	are	funny.

Table 22		
Subject	Verb	The Final Thought
Si	sinn	fannich.

The Structure of a Simple Sentence

- 1. Subject** (the main point of the sentence)
- 2. Verb** (the action the subject is doing)
- 3. Final Thought** (the end of the sentence)

Tip: In Deitsh, it is very common to take the singular form of "you (du)" out of a sentence, in effect giving no subject in the sentence. For instance, "Vi bisht du? (How are you?)" can be just said as, "Vi bisht? (How are?)" Even though the subject isn't technically in the sentence, it doesn't mean that it isn't implied. In other words, the structure of these types of sentences would be exactly the same, except the subject isn't in it.

QUESTIONS

QUESTIONS

In English, when we ask a question, the subject and the verb switch places. The same exact thing happens in Deitsh. Take a look at the example in **Table 23**.

Now, there are some things that are different between English questions and Deitsh questions. In English, sometimes the word “to do” is used in a question, in order to make the question make sense. On the other hand, in Deitsh, they don’t use the word “du” in the same way we do in English. They only use it in questions when they are trying to emphasize something. Let’s look at some examples. First, look at **Table 24**.

Do you see how in **Table 24** when you translate the Deitsh question directly back into English, the question isn’t using the word “does?” Now, let’s look at **Table 25**.

Notice in **Table 25**, the question in Deitsh is trying to emphasize God and why he is allowing these bad things to happen. So, in order to do that, they added the word “does.”

Table 23			
	Verb	Subject	Final Thought
English	Are	they	funny?
Deitsh	Sinn	si	fannich?

Table 24	
Original English Question	Does he <i>like</i> ice cream?
Same Question in Deitsh	<i>Gleicht</i> eah ice cream?
Deitsh Question back to English	<i>Likes</i> he ice cream?

Table 25	
Original English Question	Why <i>does</i> God allow suffering?
Same Question in Deitsh	Favass <i>dutt</i> Gott suffahres ohgay lossa?
Deitsh Question back to English	Why <i>does</i> God let suffering go on?

The Structure of a Simple Question

1. **Who, What, Where, Etc.** (if it applies)
2. **Verb** (the action the subject is doing)
3. **Subject** (the main point of the sentence)
4. **Final Thought** (the end of the sentence)

SIMPLE STATEMENTS INVOLVING TIME

GLENNI SENTENCES ES SHVETZA VEYYICH ZEIT

In English, when we start out a sentence with words such as “now,” “then,” and “soon,” nothing is changed in the rest of the sentence. In deitsh, though, when these words are used, the sentence changes a little. Take a look at some examples in **Table 26**.

In **Table 26**, the verbs are italicized for clarity. Notice when the word that denotes time is at the beginning of the sentence, the verb and the subject switch places. But, when the same word is at the end of the sentence, nothing in the sentence changes.

Note 1: This rule has more parts to it, but it involves sentences with more than one verb and more than one thought. So, this same subject will be discussed in another place in this paper.

Note 2: There are other words that don't involve time that cause this kind of change to a sentence. A common one is “fleicht (maybe).” So, look out for these other words, also.

English	Deitsh
Then we <i>can</i> go.	No <i>kenna</i> miah gay.
Now we <i>are</i> late!	Nau <i>sinn</i> ma shpoht!
We <i>can</i> go, then.	Miah <i>kenna</i> gay, no.
We <i>are</i> late, now!	Ma <i>sinn</i> shpoht, nau!



+ Sentence = Verb, Subject

Time at the beginning of a sentence switches the subject and verb

Time at the end of a sentence keeps subject/verb placement the same

Sentence +  = Subject, Verb

Lesson 3

STATEMENTS WITH MORE THAN ONE VERB

Outline of Lesson 3:

Lesson 3a- Two or More Verbs in a Sentence

Introduction

Statements with Two Verbs

Statements with More than Two Verbs

Lesson 3b- Verbs with Moving Parts and Commands

Introduction

Verbs with Movable Parts

Commands

Lesson 3c- How to Talk About the Past

Introduction

Past Tense Sentence

Which Helper Verb to Use

Sei

Havva

Voahra

Lesson 3 Vocabulary:

Command- To tell someone to do something
(Examples: "Stop that!" "Have a nice day." "Be good.")

Helper Verb- A verb used with a Past Participle to help make the sentence past tense

Past Participle- The past tense form of a verb

Past Tense- A thought talking about something that happened in the past

Lesson 3a

START
HERE

STATEMENTS WITH TWO OR THREE VERBS

Outline of Lesson 3a:

Introduction

Statements with Two Verbs

Overview-

- Basic format of a sentence with two verbs

Statements with More Than Two Verbs

Overview-

- Basic format for a sentence with more than two verbs

No Lesson 3a Vocabulary

INTRODUCTION

SHTEAHT FUNN SECTION

When we speak, we often need more than one action verb to complete the thought of a sentence. For instance, the sentence, "We can't just let it go," has three verbs in the sentence. If you took just one verb out, you would get a different idea. "We just let it go." "We can't just go." "We can't just let it." All of these sentences have different ideas and meanings.

So, that's why, sooner or later, we need more than one verb. You can't always get the point across by only using simple sentences. This section will show how to make sentences with more than one verb.

We **can't** just **let** it **go**

There are three verbs
in this sentence...

If you take out just one
of those verbs, the
sentence will no longer
make sense...

That is why, sometimes,
we need more than one
verb to get a point across
to someone

STATEMENT WITH TWO VERBS

SENTENCES MITT ZVAY VERBS

To start off, look at **Tables 27a & 27b**. As you can see, the word “si,” or “them,” comes before “helfa,” or “help,” in the sentence. The second verb is always in its original form (Infinitive Form). The second verb will also always go at the end of the thought.

The Structure of a Two Verb Sentence

1. *Subject* (the main point of the sentence)
2. *Conjugated Verb* (the action the subject is doing)
3. *Other Elements of Thought* (if applies)
4. *Second Verb* (an infinitive)

Table 27a

English

Subject	Conjugated Verb	Second Verb	Elements of the Thought
You	can	help	them.

Table 27b

Deitsh

Subject	Conjugated Verb	Elements of the Thought	Second Verb
Du	kansht	si	helfa.

STATEMENTS WITH MORE THAN TWO VERBS

SENTENCES MITT MAY ES ZVAY VERBS

In the introduction to this section, there was an example sentence used, “We can’t just let it go.” This sentence has three verbs. How would this sentence look in Deitsh? It would be, “Miah kenna nett’s yusht gay lossa.” Let’s break this sentence down. Take a look at **Table 28**. Notice that the English is a direct translation from Deitsh. (We are calling it the second and third verb because of where the action appears in the English sentence.)

In Deitsh, the second verb in a thought always goes to the end of the thought. The third verb comes before the second.

The Structure of a Sentence with More than Two Verbs

1. *Subject* (the main point of the sentence)
2. *Conjugated Verb* (the action the subject is doing)
3. *Other Elements of Thought* (if applies)
4. *Third Verb* (an infinitive, third verb in english sentence)
5. *Second Verb* (an infinitive, second verb in english sentence)

The Second & Third Verbs



Table 28

	Subject	Conjugated Verb	Elements of the Thought	Third Verb	Second Verb
Deitsh	Miah	kenna	nett’s yusht	gay	lossa.
English	We	can	not it just	go	let

Lesson 3b

VERBS WITH MOVING PARTS AND COMMANDS

START
HERE

Outline of Lesson 3b:

Introduction

Verbs with Movable Parts

Overview-

- What to do when a verb separates after being conjugated

Commands

Overview-

- How to tell someone what to do

Lesson 3b Vocabulary:

Command- To tell someone to do something
(Examples: "Stop that!" "Have a nice day." "Be good.")


INTRODUCTION

SHTEAHT FUNN SECTION

'To blow out.' 'To listen to.' 'To grow up.' These are some verbs in English that involve two words. The interesting thing is that with these types of verbs, the two words don't always appear next to each other in the sentence. Here is an example. 'To blow out.' "Don't forget to blow the candle out." Do you see how "the candle" separates "blow" and "out?" Something similar happens in Deitsh.

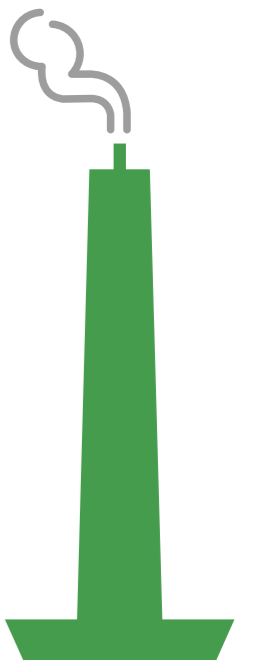

Also, think about it. Does "to blow out" mean the same thing as "to blow?" Does "to listen to" mean the same thing as "to listen?" Does "to grow up" mean the same thing as "to grow?" No. They do not. That is why they are considered different verbs. Let's take a look at how these types of verbs work.

To
Blow



*These two verbs look
and are similar, but
they are not the same*

To Blow
Out



VERBS MITT PARTS ES MOOFA (PAYTSH 1/2)

Let's start with an example. "Fikkahra" (to figure) doesn't mean the same thing as "ausfikkahra" (to figure out). In English, a small word is added to change the meaning of the verb. On the other hand, in Deitsh, the small word actually becomes part of the verb, as the example in this paragraph shows. Now, let's see how words like this work in the sentence, "He figures it out." Take a look at **Table 29**. (The translation is a direct one.)

You might recognize this pattern. This has the same pattern as a sentence with two verbs, where the second verb goes at the end of the thought. In this case, though, the small extra word goes at the end of the thought.

ausfikkahra

How to conjugate a verb with a movable part:

1. You need to find out what the movable part of the verb is (*in the example above, it's "aus-"*)
2. Find the part of the verb that is able to be conjugated (*in the example above, it's "-fikkahra"*)
3. Conjugate the verb (*example: "Eah fikkaht"*)
4. Put the extra movable word at the end of the thought (*example: "Eah fikkaht es aus"*)

Table 29

	Subject	Verb	Elements of the Thought	Movable Part of Verb
Deitsh	Eah	fikkaht	es	aus.
Translation	He	figures	it	out.

VERBS MITT PARTS ES MOOFA (PAYTSH 2/2)

Now, what if these types of verbs are the second verb in the thought? Take a look at the sentence, "We must figure this out." Look at **Table 30**. (The translation is a direct one.)

So, if this type of verb is the second verb in the sentence, the Infinitive Form of the verb is used and it is not changed at all. We learned this in Lesson 3a. We can see this in the box above because "aus" doesn't get separated from "fikkahra."

Note: There are some verbs that get a small word added to it, but never get separated from the verb when conjugated. For instance, "fagevva (to forgive)." "Ich fagebb dich. (I forgive you.)" As you can see, the two words, "fa" and "gevva," do not separate after the verb is changed.

fagevva

Above is a verb that has a little word added to it, but it doesn't separate from the verb when it gets conjugated. See the example below:

eah fagebt

As you can see, when conjugated, the extra word, "fa" in this case, doesn't get separated from the rest of the verb.

Table 30

	Subject	Verb	Elements of the Thought	Movable Part of Verb
Deitsh	Miah	missa	dess	ausfikkahra.
Translation	We	must	this	figure out

GEBODDA (PAYTSH 1/2)

You may be wondering why the explanation of **Commands**[see definition] is found in the same section as verbs with moving parts. Well, it's very common that verbs with moving parts are used in commands. Here are some examples. "Lock up the store." "Figure it out!" "Grow up!" (The rules outlined in this section also apply to commands that don't have moving parts such as "Go home!" and "Stop it!")

In Deitsh, there are two different types of commands. The first type of command is when you are telling one person to do something. The second is when you are telling more than one person to do something. First off, take a look at the first type of command.

We are going to use the simple command, "Figure it out." Take a look at **Table 31**.

Notice how the command takes the same form as it would if you said, "I figure it out." (Ich fikkah's aus.) The only difference is that the command doesn't have a subject. So, when you are telling one person to do something, the verb being used takes its "ich" form.

Table 31		
	Commanding One Person	
Deitsh	Fikkah's	aus.
English	Figure it	out.

Fikkah's aus

=



Just One Person

COMMANDS (PAGE 2/2)


GEBODDA (PAYTSH 2/2)

The second type is commanding more than one person. In these cases, you will use the “diah” form of the verb. Take a look at **Table 32**.

Do you see how the verb takes the “diah” form?

Fikkahret's aus =

Table 32		
Commanding Many People		
Deitsh	Fikkahret's	aus.
English	Figure it	out.



More Than
One Person

Lesson 3c

HOW TO TALK ABOUT THE PAST

START
HERE

Outline of Lesson 3c:

Introduction

Past Tense Sentence

Overview-

- Basic format for a sentence that talks about things that happened in the past

Which Helper Verb to Use

Overview-

- How and when to use "sei," "havva," and "voahra"

Lesson 3c Vocabulary:

Past Tense- A thought talking about something that happened in the past

Helper Verb- A verb used with a Past Participle to help make the sentence past tense

Past Participle- The past tense form of a verb

INTRODUCTION

SHTEAHT FUNN SECTION

In English, we use four ways to talk about something that happened in the past. Notice, "I learned," "I have learned," "I was learning," "I was taught." In the Deitsh language, you can go by the rules in the second, third, and fourth examples. You cannot say, "I learned," in Deitsh, though. You are only able to say, "I have learned (Ich habb gland)," or "I was learning (Ich voah am lanna)," or "I was taught (Ich voah gland.)"

Let's take a look at the special rules of talking about what happened in the past or, in other words, **Past Tense**[see definition].

This Doesn't Make Sense



1. Ich gland.

This Makes Sense

1. Ich habb gland.

2. Ich voah am lanna.

3. Ich voah gland.



PAST TENSE SENTENCE

EN SENTENCE ES SHVETZT VEYYICH DA PAST

In Deitch, there are three verbs that are used to help make a sentence Past Tense. These verbs are also considered **Helper Verbs** [see definition of **Helper Verb**]. The most common of the three is the verb “havva (to have).” The next two are “sei (to be)” and “voahra (was/were).” These verbs are used along with a **Past Participle** [see definition], which is the past tense form of an action verb. (**Note:** You conjugate the helper verb based on the subject. The past participle is always the same word.) Here are some examples of past participles in **Table 33**.

The sentence structure of a past tense sentence is the same as a sentence with two verbs. Past participles are considered the second verb. To review that, see Lesson 3a under the subheading, “Statements with Two Verbs.”

Table 33	
Deitch	English
gessa	eaten
ksawt	said
ksenna	seen
gvaxa	grown

Note: Do not get these words confused with words such as “ate,” “grew,” or “saw.” These words do not appear in Deitch. Those words are *not* past participles. They are perfect past tense words. Those types of past tense words are not used in Deitch. (Example: Deitch speakers never say, “I saw.” They would always say, “I have seen.”)

~~I ate~~
I have eaten ✓

WHICH HELPER VERB TO USE - SEI

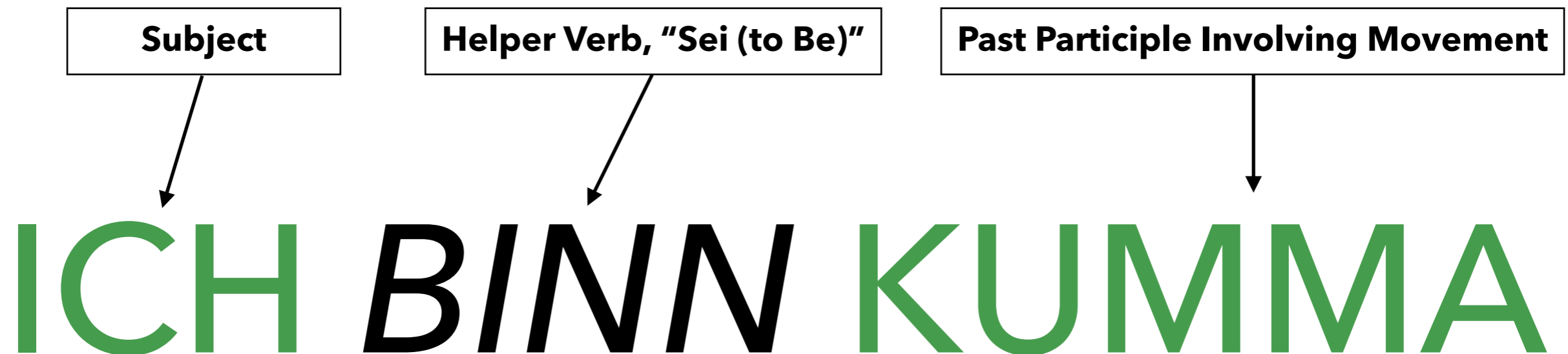
VELLI HELPER VERB FA YOOSA - SEI

You use "sei" when there is a change in condition or a change in location. What does this mean? If the verb involves movement, then "sei" will be the helper verb. Also, if the verb involves a change in condition (example: changing from alive to dead), then you use "sei" as the helper verb. Take a look at some examples in **Tables 34 & 35**. Remember, the helper verb is conjugated based on the subject. The past participle is always the same. (The translations in the tables are direct translations.)

Do you notice how the past participle shows a change in condition or a change in location?

Table 34			
I came/I have come			
	Subject	Helper Verb	Past Participle
Deitsh	Ich	binn	kumma.
Translation	I	am	come

Table 35			
He died/He has died			
	Subject	Helper Verb	Past Participle
Deitsh	Eah	is	kshtauva.
Translation	He	is	died



WHICH HELPER VERB TO USE - HAVVA

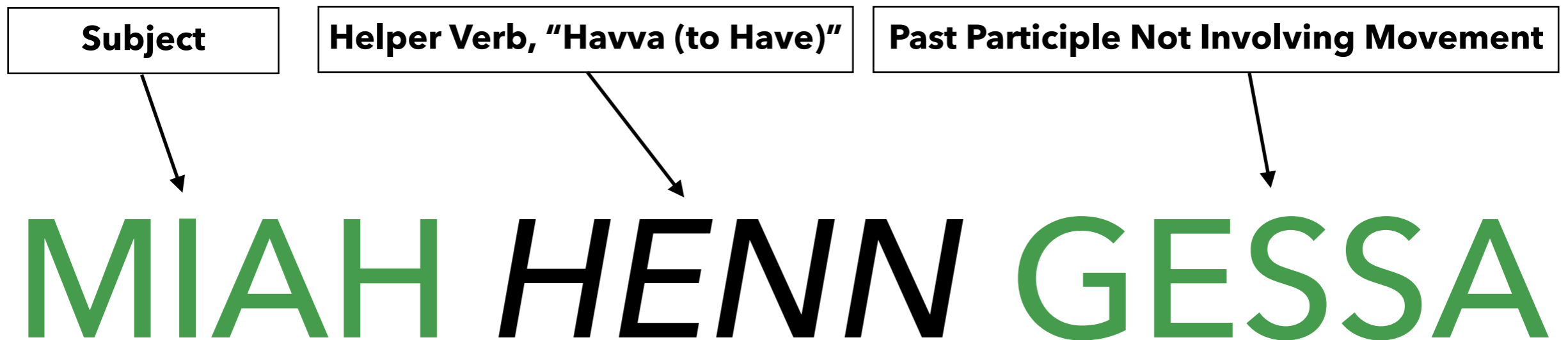
VELLI HELPER VERB FA YOOSA - HAVVA

Now, when are you supposed to use "havva" for past tense? Take a look at the examples in **Tables 36 & 37**.

We can see that we use "havva" when the past participle doesn't involve movement or change in condition. As a general rule, use "havva" whenever you wouldn't use "sei."

Table 36			
We ate/We have eaten			
	Subject	Helper Verb	Past Participle
Deitsh	Miah	henn	gessa.
Translation	We	have	eaten

Table 37			
She said/She has said			
	Subject	Helper Verb	Past Participle
Deitsh	See	hott	ksawt.
Translation	She	has	said



WHICH HELPER VERB TO USE - VOAHRA

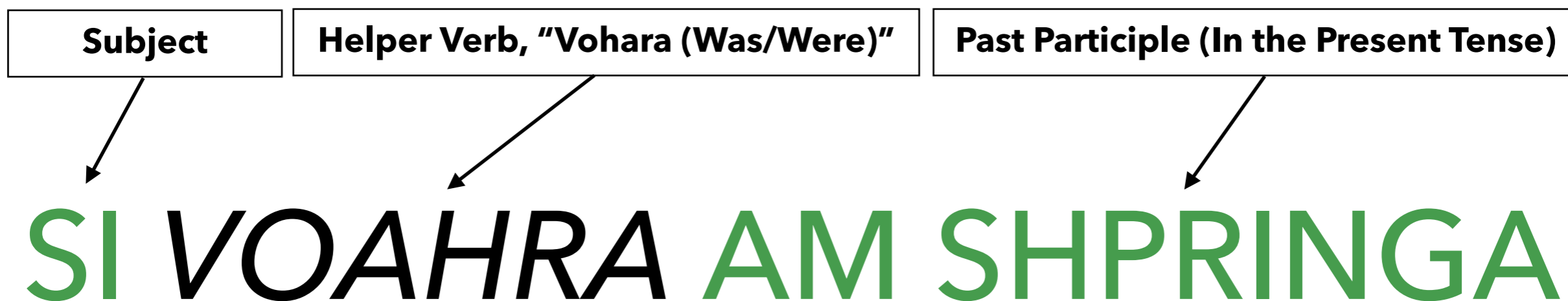
VELLI HELPER VERB FA YOOSA - VOAHRA

When do we use "voahra" for past tense sentences? In English, we sometimes use "was/were" to talk about past tense. For example, you could say, "I was running" or "I was taught...." In Deitsh, you can say similar things.

Take a look at how "voahra" is used in **Tables 38 & 39**.

Table 38			
I was taught.			
	Subject	Helper Verb	Past Participle
Deitsh	Ich	voah	gland...
Translation	I	was	taught

Table 39			
They were running.			
	Subject	Helper Verb	Past Participle
Deitsh	Si	voahra	am shpringa.
Translation	They	were	running



Lesson 4

ADDING MEANING TO OUR THOUGHTS

Outline of Lesson 4:

Lesson 4a- Actions in the Present

Introduction

How to use "am" in Deitsh (Western)

How to use "am" in Deitsh (Eastern)

Lesson 4a- Actions the Subject Does to Oneself

Introduction

The Structure of a Statement With a Reflexive Verb

When the Second Verb is Reflexive

Lesson 4c- Changing Verbs into Nouns

Changing Verbs into an Object

Changing Verbs into Different Types of People

Lesson 4 Vocabulary:

Adverb- A word used to describe an action

Helper Verb- A verb used with a Present Action to help make the sentence present tense

Object- A noun that is non-living or an idea

Present Tense- A thought happening in the moment

Reflexive Noun- A noun used to indicate that the doer of the action is also the receiver the action.

Reflexive Verb- A verb where the doer of the action is also the receiver of that same action

Lesson 4a

ACTIONS IN THE PRESENT

START
HERE

Outline of Lesson 4a:

Introduction

How to Use "am" in Deitsh (Western)

Overview-

- Basic format for talking about the present in the Western Accent of Deitsh

How to Use "am" in Deitsh (Eastern)

Overview-

- Basic format for talking about the present in the Eastern Accent of Deitsh

Lesson 4a Vocabulary:

Present Tense- A thought happening in the moment

Helper Verb- A verb used with a Present Action to help make the sentence present tense

INTRODUCTION


SHTEAHT FUNN SECTION

“He is opening the door.” “There is an opening in the door.” Take a look at these two sentences. Focus on the word “opening.” In these two sentences, does “opening” mean the same thing?

No, they don’t. In the first sentence, “opening” is an action that is happening in the moment. In other words, it is a verb. In the second sentence, the word “opening” is a thing (noun), not a verb.


What does this teach us? In English, adding “-ing” to the end of a word can mean two things. One, you add “-ing” to the end of a verb to make it an action happening in the present. Two, you add “-ing” to the end of a verb to make it a noun.

In Deitsh, we can do both of these things. Let’s take a look at how they work. To start us off, we’ll look at how to say something that’s happening in the moment.



This word is an action that is happening in the moment to “the door”

Opening the Door



These two words are the same, but mean very different things

an **Opening** in the Door



This word is a noun that gives the idea of a hole in “the door”

HOW TO USE “AM” IN DEITSH (WESTERN)

VI FA “AM” YOOSA IN DEITSH (WESTERN)

First of all, we need to know how an English **Present Tense**[see definition] sentence works. Take a look at this sentence, “He is running.” Do you see how the **Helper Verb**[see definition] “to be (‘is’ in this case)” is being used in the sentence? The same thing happens in Deitsh. Now, in English, you add “-ing” to the action (run). You don’t do this in Deitsh. Instead, you use “am.”

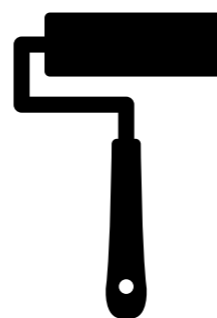
What is “am?” Putting it simply, “am” is the English “-ing” with a twist. The first difference is that “am” is its own word, unlike “-ing.” So, the question is, “How do you use ‘am’ in a sentence?” Take a look at **Table 40a**.

Do you see how “am” stays in the same place as the English “working” would be? That is the easiest way to remember how these sentences are set up, based on the western accent. “Am” goes where the second English verb would go. Also note that the second verb is not conjugated, or changed. It stays in its original or infinitive form.

Table 40a			
They are working hard.			
	Subject	Helper Verb	Other Elements
Deitsh	Si	sinn	“am” hatt shaffa.
Translation	They	are	“-ing” hard work

The Structure of a Present Tense Sentence

1. **Subject** (the main point of the sentence)
2. **Conjugated Verb** (the helper verb)
3. **“am”** (“-ing” equivalent)
4. **Other Elements of Thought** (if applies)
5. **Second Verb** (an infinitive, the present action)



HOW TO USE “AM” IN DEITSH (EASTERN)

VI FA “AM” YOOSA IN DEITSH (EASTERN)

First of all, we need to know how an English **Present Tense** [see definition] sentence works. Take a look at this sentence, “He is running.” Do you see how the **Helper Verb** [see definition] “to be (‘is’ in this case)” is being used in the sentence? The same thing happens in Deitsh. Now, in English, you add “-ing” to the action (run). You don’t do this in Deitsh. Instead, you use “am.”

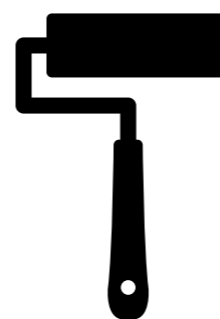
What is “am?” Putting it simply, “am” is the English “-ing” with a twist. The first difference is that “am” is its own word, unlike “-ing.” So, the question is, “How do you use ‘am’ in a sentence?” Take a look at **Table 40b**.

Do you see how “am” is right to the left of the verb “shaffa”? That is the easiest way to remember how these sentences are set up, based on the eastern accent. “Am” goes right before the second verb in the sentence. Also note that the second verb is not conjugated, or changed. It stays in its original or infinitive form.

Table 40b			
They are working hard.			
	Subject	Helper Verb	Other Elements
Deitsh	Si	sinn	hatt “am” shaffa
Translation	They	are	hard “-ing” work

The Structure of a Present Tense Sentence

1. **Subject** (the main point of the sentence)
2. **Conjugated Verb** (the helper verb)
3. **Other Elements of Thought** (if applies)
4. **“am”** (“-ing” equivalent)
5. **Second Verb** (an infinitive, the present action)



Lesson 4b

ACTIONS THE SUBJECT DOES TO ONESELF

START
HERE

Outline of Lesson 4b:

Introduction

The Structure of a Statement With a Reflexive Verb

Overview-

- The basic structure of a sentence when the first verb is reflexive

When the Second Verb is Reflexive

Overview-

- The basic structure of a sentence when the second verb is reflexive

Lesson 4b Vocabulary:

Reflexive Verb- A verb where the doer of the action is also the receiver of that same action

Reflexive Noun- A noun used to indicate that the doer of the action is also the receiver the action

Adverb- A word used to describe an action

INTRODUCTION

SHTEAHT FUNN SECTION

"We enjoyed *ourselves* at the party." "I hid *myself* from them." "She teaches *herself* to cook." In the previous three sentences, something very interesting is happening. Focus on the subject, the action, and who is receiving the action. What do you notice? Yes, the one doing the action is also receiving the action. This makes the action a **Reflexive Verb**[see definition].

In English, when we use Reflexive Verbs, a **Reflexive Noun**[see definition] will always be used. This is the same in Deitsh. What are the Reflexive Nouns in Deitsh? Take a look at **Table 41**.

In this section, we will take a look at how we can put together a sentence that uses a Reflexive Verb. We will see the structure when the first verb is reflexive and when the second verb is reflexive.

Note: There are some verbs that are closely related to Reflexive Verbs. These are called Transitive Verbs. For simplicity, we will be referring to both as Reflexive as the rules are basically the same.

English	Deitsh
Myself	Mich
Yourself	Dich
Himself, Herself, Itself	Sich
Ourselves	Uns
Yourselves	Eich
Themselves	Sich
Oneself	Em

a reflexive verb is
when the **doer** of an action
— is also —
the **receiver** of the action

THE STRUCTURE OF A STATEMENT WITH A REFLEXIVE VERB

VI'N REFLEXIVE VERB SHAFT INNA SENTENCE

When the Reflexive Verb is the first action in a sentence, the Reflexive Noun will appear *after* the subject and verb. To see this in action, take a look at **Table 42**.

Why do we say that the Reflexive Noun goes after the subject *and* the verb? Remember how time at the beginning of a sentence can make the subject and verb switch places? If that happens in a sentence that uses a Reflexive Verb, the Reflexive Noun does not change its position.

Note: There are some verbs that can be reflexive in Deitsh, but are not used that way in English. Many times, these verbs involve emotion, such as "to fear (feicha)", "to shame (shemma)", or "to regret (shpeida)". For instance, to say, "I am afraid," you could use the Reflexive Verb, "feicha". In that case, the Deitsh sentence would be, "Ich feich mich. (*Direct translation: I fear myself. Better translation: I am afraid.*)"



The Structure of a Reflexive Sentence #1

1. **Subject** (the main point of the sentence)
2. **Conjugated Reflexive Verb**
3. **Reflexive Noun** (after the subject *and* verb)
4. **Other Elements of Thought** (if applicable)




Table 42

	Subject	Reflexive Verb	Reflexive Noun	Elements of Thought
English	She	teaches	herself	to cook.
Deitsh	See	land	sich	fa kocha.

WHEN THE SECOND VERB IS REFLEXIVE

VANN DA ZVETT VERB REFLEXIVE IS

When the second verb in the sentence is Reflexive, the placement of the Reflexive Noun *does* change. The Reflexive Noun will appear before the Reflexive Verb and any **Adverbs** [see definition] that may be describing it. See **Table 43a & b** to see this in action.

Note: Please keep in mind that these rules are very generalized. There will probably be some exceptions to the given explanations. But, following these guidelines will help you to say things just about correct most of the time.

The Structure of a Reflexive Sentence #2

1. **Subject** (the main point of the sentence)
2. **Conjugated Verb** (not reflexive)
3. **Reflexive Noun** (before 2nd verb *and* adverbs)
4. **Adverb or Adverbs** (if applicable)
5. **Reflexive Verb** (an infinitive)

Miah *feicha* uns = We *are afraid*

Table 43a					
	Subject	First Verb	Reflexive Noun	Adverb	Reflexive Verb
Deitsh	Miah	henn	uns	–	ksawt
Translation	We	have	ourselves	–	told.

Table 43b					
	Subject	First Verb	Reflexive Noun	Adverb	Reflexive Verb
Deitsh	Eah	dutt	sich	nett	feicha.
Translation	He	does	himself	not	fear.
Better Translation Back Into English			He is not afraid.		

Lesson 4c

CHANGING VERBS INTO NOUNS

START
HERE

Outline of Lesson 4c:

Changing Verbs into an Object

Overview-

- Ways to make a verb into a noun

Changing Verbs into Different Types of People

Overview-

- How to make a verb into a specific type of person

Lesson 4c Vocabulary:

Object- A noun that is non-living or an idea

VI FA'N VERB EN SACH MACHA (PAYTSH 1/2)

As mentioned in the Introduction of Lesson 4a, in English, adding “-ing” to the end of a word can mean two things. In this section, let’s take a look at the second way. (**Note:** These are just the most common ways in which this is done. There are irregularities.)

In English, adding “-ing” to the end of a verb could also make it a noun. So, what is the deitsh equivalent of “-ing” in this case? The two letters “-es.” The usual way in which you make a verb a noun is by dropping the “-a” from the end of the verb and adding “-es” to the end of the word. Take a look at the examples in **Tables 44 & 45** to get a better idea of how this works.

Table 44			
	Verb	Noun	How It's Used
Deitsh	Laysa	Layses	sei layses
English	to Read	Reading	his reading
English Sentence		Deitsh Sentence	
His reading was good.		Sei layses voah goot.	

Table 45			
	Verb	Noun	How It's Used
Deitsh	Denka	Denkes	mei denkes
English	to Think	Thinking	my thinking
English Sentence		Deitsh Sentence	
That's just my thinking.		Sell's yusht mei denkes.	

First Way to Make a Verb a Noun

Verb – (-a) + (-es) = Noun

Laysa – (-a) + (-es) = Layses

VI FA'N VERB EN SACH MACHA (PAYTSH 2/2)

Now, unlike English, Deitsh has a second way of making a verb into an **Object**[see definition]. If an action is repeated over and over again, then they add "ge-" to the beginning of the word and drop the "-a" from the verb. Take a look at **Tables 46 & 47** to get a feel for this rule.

Table 46			
	Verb	Noun	How It's Used
Deitsh	Shvetza	Geshvetz	iahra geshvetz
English	to Talk	Talking	her talking
English Sentence		Deitsh Sentence	
Her talking makes me tired.		lahra geshvetz macht mich meet.	

Table 47			
	Verb	Noun	How It's Used
Deitsh	Brilla	Gebrill	dei gebrill
English	to Cry	Crying	your crying
English Sentence		Deitsh Sentence	
Stop your crying!		Shtobb dei gebrill!	

Second Way to Make a Verb a Noun

Verb – (-a) + (ge-) = Noun

Brilla – (-a) + (ge-) = Gebrill

CHANGING VERBS INTO DIFFERENT TYPES OF PEOPLE

VI FA'N VERB EN MENSCH MACHA

What do you call a person that runs a lot? A "runner".
 What do you call a person that likes to talk a lot? A "talker".
 What do you call a person that is reading? A "reader".
 Notice how all of these words were originally verbs. Runner, talker, reader. Do you see the verbs in those words?

In Deitsh, you can do the same thing. Just like how you add "-er" to the end of a verb in English, you drop the "-a" and add an "-ah" to the end of the word. Here are some examples. Take a look at **Tables 48, 49, & 50**.

So, here is a good way to remember which to add; "-es," "ge-," or "-ah." By adding "-ah" to the end of a verb, it makes it a person. By adding "-es" or "ge-" to the verb, it makes it something that you can have, an object.

Table 48		
	Verb	Person
Deitsh	Shpringa	Shpringah
English	to Run	Runner




Table 49		
	Verb	Person
Deitsh	Shvetza	Shvetzah
English	to Talk	Talker





Table 50		
	Verb	Person
Deitsh	Laysa	Laysah
English	to Read	Reader



How to Make a Verb Into a Person

Verb	-	(-a)	+	(-ah)	=	Noun
Shvezta	-	(-a)	+	(-ah)	=	Shveztah

Lesson 5

SENTENCES WITH MULTIPLE THOUGHTS

Outline of Lesson 5:

Lesson 5a- Two Thoughts that Don't Depend on Each Other

Introduction

One Sentence with Two Independent Thoughts

Lesson 5b- One Thought that Depends on the Other To Make Sense (Part 1/3)

Introduction

A Sentence with One Independent Thought and One Dependent Thought

Dependent Thought with No Subject

Lesson 5c- One Thought that Depends on the Other To Make Sense (Part 2/3)

When "Es (That)" Is Implied

More than One Independent and/or Dependent Thoughts in a Sentence

When the Dependent Thought is at the Beginning of a sentence

Lesson 5d- One Thought that Depends on the Other To Make Sense (Part 3/3)

Prepositional Phrases

Situation 1 - Adding a Prepositional Phrase to a Simple Sentence

Situation 2 - Adding a Prepositional Phrase to a
Compound Sentence

Situation 3 - Adding a Prepositional Phrase to a Complex Sentence

Lesson 5 Vocabulary:

Complex Sentence- A complete sentence with at least one independent thought and one dependent thought

Compound Sentence- A complete sentence with two independent thoughts

Conjunction- Connecting word between two independent thoughts (Examples: for, and, but, or, because)

Dependent Thought- Part of a sentence that depends on Independent Thought to make sense. Can be considered an Incomplete Sentence

Independent Thought- Part of a sentence that doesn't depend on another thought to make sense. Can be considered a Complete Sentence

Preposition- Connecting word between an independent thought and a dependent thought (More Examples: after, against, between, by, except, in, off, on, out, through, towards, under, until, up, without, what, when)

Prepositional Phrase- A Dependent Thought that starts with a preposition and doesn't use a verb

Lesson 5a

START
HERE

TWO THOUGHTS THAT DON'T DEPEND ON EACH OTHER

Outline of Lesson 5a:

Introduction

One Sentence with Two Independent Thoughts

Overview-

- How to use conjunctions
- How a sentence with two Independent Thoughts work

Lesson 5a Vocabulary:

Independent Thought- Part of a sentence that doesn't depend on another to make sense. Can be considered a Complete Sentence

Conjunction- Connecting word between two independent thoughts (Examples: for, and, but, or, because)

Compound Sentence- A complete sentence with two independent thoughts

INTRODUCTION

SHTEAHT FUNN SECTION

In the previous sections, we talked about how to make simple sentences and thoughts. This lesson is going to show us how to make sentences in Deitsh that are more complicated.

There are words in Deitsh that connect two different thoughts together, just like in English. These words come in two different types, Conjunctions and Prepositions. The one makes the order of the words change while the other doesn't.

This lesson will show you which words are used to connect two different thoughts. It will also help you to figure out which "Connecting Words" change where other words go in the sentence.

Examples of Connecting Words

About

Against

And

Because

Before

But

For

From

Of

Then

To

What

When

Where

Who

With

ONE SENTENCE WITH TWO INDEPENDENT THOUGHTS

AY SENTENCE MITT ZVAY INDEPENDENT THOUGHTS

Sometimes, a sentence is made up of two thoughts that could be separated into two simple sentences or **Independent Thoughts** [see definition]. Those thoughts are joined together by a **Conjunction** [see definition]. What exactly is a conjunction? Don't worry about it. All we really need to know is the small list of all of the Deitsh conjunctions. In **Table 51**, there are all of these words in Deitsh with their English equivalents.

When one of these five Deitsh words are used to link two thoughts, it makes a **Compound Sentence** [see definition]. Each thought uses the rules mentioned in the lessons 2 and 3. Nothing in the word order changes. Take a look at some examples in **Tables 52 & 53**.

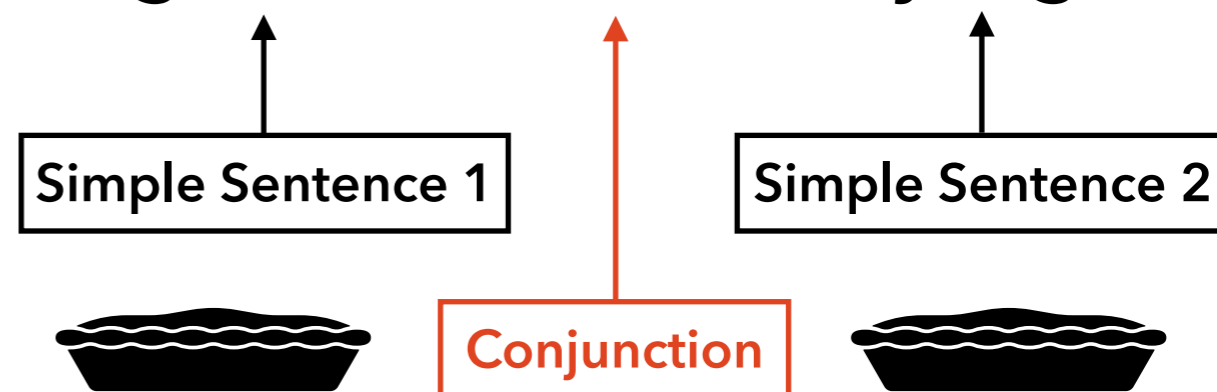
Note: There is another word in Deitsh that also means "because" in English. This word is "veil" or in other places, it's "because." "Veil/Because" is used differently than "koss" is. "Koss" is a conjunction while "veil/because" isn't. Instead, "veil/because" is a preposition. We'll learn about prepositions in the next section.

Table 51					
Conjunctions					
English	For	And	But	Or	Because
Deitsh	Fa	Un	Avvah	Adda	Koss

Table 52	
Compound Sentence	
English	May I eat that cookie or should I wait?
Deitsh	Dauf ich sell cookie essa adda sett ich voahra?

Table 53	
Compound Sentence	
English	I like pie because it tastes good.
Deitsh	Ich gleich boi koss's tayst goot.

Ich gleich boi **koss's** tayst goot.



Lesson 5b

START
HERE

A THOUGHT THAT DEPENDS ON ANOTHER (PART 1/3)

Outline of Lesson 5b:

Introduction

A Sentence with One Independent Thought and One Dependent Thought

Overview-

- What a Dependent Thought is
- What a preposition is
- How a Dependent Thought works in a sentence

Dependent Thought with No Subject

Overview-

- What to do when a Dependent thought doesn't have a subject in it

Lesson 5b Vocabulary:

Dependent Thought- Part of a sentence that depends on Independent Thought to make sense. Can be considered an Incomplete Sentence

Complex Sentence- A complete sentence with at least one independent thought and one dependent thought

Preposition- Connecting word between an independent thought and a dependent thought (More Examples: after, against, between, by, except, in, off, on, out, through, towards, under, until, up, without, what, when)

INTRODUCTION

SHTEAHT FUNN SECTION

The previous section was pretty simple, right? Well... Fasten your seatbelt! These last few sections will be the hardest to understand but you'll get the hang of it with time and practice.

So, at this time, think back to the things that you have learned so far. Is there anything in the previous lessons that you don't understand? If so, it is suggested that you don't go on. Please, first learn the concepts from the previous lessons before you study this section. If you are ready, though, let's dive right in.

What you absolutely need to know before going on...

- 1.** What a infinitive and conjugated verb is and how to use them
- 2.** The structure of a simple sentence
- 3.** The structure of a question
- 4.** The structure of a sentence with two or more verbs

A SENTENCE WITH ONE INDEPENDENT THOUGHT AND ONE DEPENDENT THOUGHT (PAGE 1/4)

EN SENTENCE MITT AY INDEPENDENT THOUGHT UN AY DEPENDENT THOUGHT (PAYTSH 1/4)

A **Dependent Thought**[see definition] is the part of a sentence that relies on a different part of the sentence to make sense. It cannot stand on its own because it would be an Incomplete Sentence. Usually, a Independent Thought is paired with a Dependent one to make it understandable. This type of sentence is called a **Complex Sentence**[see definition]. The words used to connect these two thoughts are called **Prepositions**[see definition]. What are prepositions? Here are some examples in **Table 54** so that you have a pretty good idea of what to look for. (See the definition of Prepositions for more examples.)

Note: There are words that act much like prepositions but are not. They follow the same rules as prepositions. For simplicity, we will refer to the below list as prepositions, as they follow the same rules. – How (Vi), If (Vann), That (Es), What (Vass), When (Vann/Vo), Whether (Eb), Who (Vo).

VEYYICH
FUNN
ES
EB
MITT
VASS
ZU
VANN
VI

Table 54									
Prepositions									
English	About	At	Before	For	From/Of	Like/As	That	To	With
Deitsh	Veyyich	An	Eb	Fa	Funn	Vi	Es	Zu	Mitt

A SENTENCE WITH ONE INDEPENDENT THOUGHT AND ONE DEPENDENT THOUGHT (PAGE 2/4)


EN SENTENCE MITT AY INDEPENDENT THOUGHT UN AY DEPENDENT THOUGHT (PAYTSH 2/4)

Now that you know what a preposition is, we'll be taking a Complex Sentence and separating it into the two different parts. See **Table 55**.

Do you notice the part of the sentence that is called incomplete? Can you see that when you read it, it leaves you wanting more? That's because it isn't expressing a complete thought. But, when you combine the two thoughts together into one sentence, it makes sense.

Table 55	
They were here before you came home.	
Complete Sentence	Incomplete Sentence
They were here.	Before you came home.

In English, a preposition indicates that a sentence is incomplete, or, in other words, a dependent thought



Before you came home.

A SENTENCE WITH ONE INDEPENDENT THOUGHT AND ONE DEPENDENT THOUGHT (PAGE 3/4)

EN SENTENCE MITT AY INDEPENDENT THOUGHT UN AY DEPENDENT THOUGHT (PAYTSH 3/4)

Now, if you take away the Preposition that links the sentences together (in this sentence it's "before") the Incomplete Sentence becomes a Complete Sentence. In other words, instead of "Before you came home," the sentence becomes, "You came home."

Let's take a look at how this works in Deitsh. We'll use the same example. Look at **Table 56**.

You may be a little confused because a conjugated verb is at the end of the sentence. Why would this happen? Well, let's separate this sentence out to understand. Take a look at **Table 57**.

So, unlike English, an Incomplete Sentence in Deitsh changes the placement of a conjugated verb. Well, then, where does the conjugated verb go? To figure this out, make the Incomplete Sentence a Complete Sentence. You do this by taking away the preposition and rearranging the sentence. See **Table 58**.

Now, compare these two thoughts, "Eb du haym kumma bisht," and "Du bisht haym kumma." Other than the second sentence not having "eb," what is the difference between the two thoughts? "Bisht" is at the end of the thought in the Incomplete Sentence.

Table 56	
Complex Sentence	
English	They were here before you came home.
Deitsh	Si voahra do eb du haym kumma bisht.

Table 57	
Si voahra do eb du haym kumma bisht.	
Complete Sentence	Incomplete Sentence
Si voahra do.	Eb du haym kumma bisht.

Table 58	
Incomplete Sentence: Eb du haym kumma bisht.	
Step 1	Take away "eb (the preposition)."
Not a Sentence: Du haym kumma bisht.	
Step 2	Put "bisht (the conjugated verb)" in the right spot.
Complete Sentence: Du bisht haym kumma.	



Just like in English, in Deitsh, a preposition indicates that a sentence is incomplete, or, in other words, a dependent thought

Eb du haym kumma bisht.

A SENTENCE WITH ONE INDEPENDENT THOUGHT AND ONE DEPENDENT THOUGHT (PAGE 3/4)

EN SENTENCE MITT AY INDEPENDENT THOUGHT UN AY DEPENDENT THOUGHT (PAYTSH 4/4)

So, what we get from the previous page is that in Incomplete Sentences, the conjugated verb goes at the end of the sentence. Verbs that aren't conjugated take their normal place in the sentence. Here are a few more examples of this in action in **Tables 59 & 60**.

Table 59	
Complex Sentence	
English	Stay here until he comes back.
Deitsh	Bleib do biss eah zrikk kumd.

Table 60	
Complex Sentence	
English	Do you know what she is doing?
Deitsh	Vaysht du vass see am du is?

In Deitsh, a conjugated verb at the end of the thought also indicates that it is a dependent thought

Conjugated
Verb

Biss eah zrikk ***kumd.***

DEPENDENT THOUGHT WITH NO SUBJECT

DEPENDENT THOUGHT MITT KENN SUBJECT

Occasionally, an Incomplete Sentence won't have a subject. This is because the subject is found in the main thought. Look at the example in **Table 61**.

Do you see how the Incomplete Sentence doesn't have a subject? The subject to the sentence is found in the Complete Sentence (the subject in this case is "eah"). These sentences follow the same rules as discussed previously in this section.

Table 61	
Complex Sentence	
English	He is the guy that has black hair and glasses, right?
Deitsh	Eah is da guy es shvatzi hoah un glessah hott, gell?
Complete Sentence	Incomplete Sentence
Eah is da guy.	Es shvatzi hoah un glessah hott, gell?

Dependent Thought Without a Subject



Lesson 5c

A THOUGHT THAT DEPENDS ON ANOTHER (PART 2/3)

Outline of Lesson 5c:

When "Es (That)" Is Implied

Overview-

- Times when "es" isn't used in the sentence, but still affects its structure

More than One Independent and/or Dependent Thoughts in a Sentence

Overview-

- How to put many thoughts together in one sentence

When the Dependent Thought Is at the Beginning of a Sentence

Overview-

- How a Dependent Thought at the beginning of the sentence changes an Independent Thought

No Lesson 5c Vocabulary

WHEN “ES (THAT)” IS IMPLIED

VANN “ES” NETT GYOOST IS

There are times in both English and Deitsh in which the preposition “that” is dropped from the sentence. We do this all of the time without even noticing. But, you have to be prepared for this because it may get confusing at times if you don’t understand this. Let’s look at an example to get an idea of what we’re talking about. See **Table 62**.

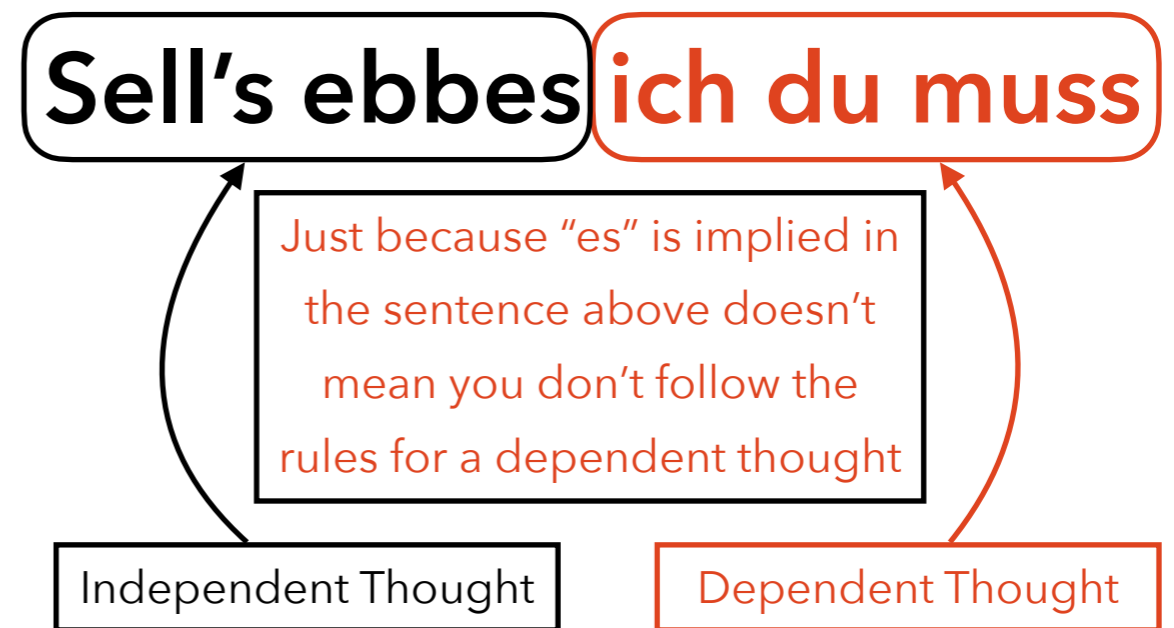
Now, let’s take the same sentence and put the word “that” in it. Look at **Table 63**.

We see that the preposition “that (es)” is sometimes implied in Deitsh. Usually, though, “es” is implied in the same instances in Deitsh as “that” is in English.

Remember, even though that “es” is not physically there, it’s implied. You still follow the general rules previously outlined.

Table 62	
Complex Sentence	
English	That’s something I must do.
Deitsh	Sell’s ebbes ich du muss.

Table 63	
Complex Sentence	
English	That’s something that I must do.
Deitsh	Sell’s ebbes es ich du muss.



MORE THAN ONE INDEPENDENT AND/OR DEPENDENT THOUGHTS IN A SENTENCE

MAY ES AY INDEPENDENT UN/ADDA DEPENDENT THOUGHTS INNA SENTENCE

It's possible to have many dependent and independent thoughts in one sentence. Many linking words will be used to connect all of the parts of the sentence together. You can see this in action in

Tables 64 & 65.

If you want to have many thoughts in one sentence, use connecting words to string them together while following the rules for Independent and Dependent Thoughts

Table 64

Complex Sentence

English	Joe thought that John was already home right when he came home.
Deitsh	Da Joe hott gedenkt es da John shund dihaym voah grawt vo eah haym kumma is.

Table 65

Complex Sentence

English	I wanted to, but Mom told me that I was too sick to go.
Deitsh	I habb vella, avvah di Maemm hott mich ksawt es ich zu grank voah fa gay.

WHEN A DEPENDENT THOUGHT IS AT THE BEGINNING OF A SENTENCE

VANN EN DEPENDENT THOUGHT DA SENTENCE AB SHTEAHT

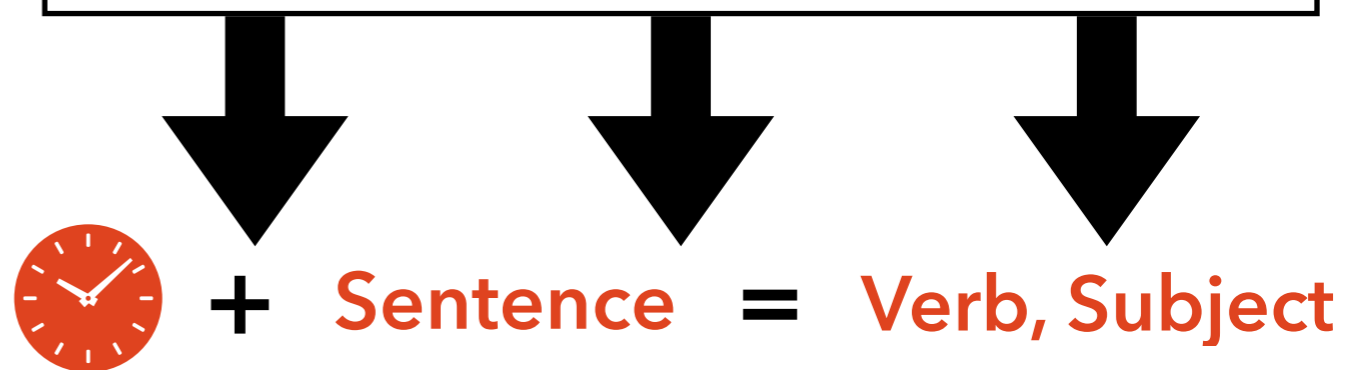
So far, we have talked about when a Dependent Thought comes after an Independent Thought. Now, what happens when a Dependent Thought is in the front of an Independent Thought? Well, there is an added rule. Let's take a look at an example so as to get a basis for this added rule. See **Table 66**.

So, the Dependent Thought, or the Incomplete Sentence, stays the same. But, when you look at the Independent Thought, something changes. Do you remember in Lesson 2b when we talked about sentences that involved time? The basic rule was: If the first word of a sentence denotes time, the position of the conjugated verb goes before the subject.

Do you see a similarity? In this Independent Thought, "eah" is the subject and "zayld" would be the conjugated verb. Just like time switches the conjugated verb and the subject, the same thing happens in the above Independent Thought. We see that the conjugated verb and subject switch because the Dependent Thought comes before it in the sentence. So this is why the Independent Thought reads, "zayld eah".

Table 66	
Complex Sentence	
English	When you come home, he'll show you what to do.
Deitsh	Vann du haym kumsht, zayld eah dich veisa vass fa du.

Just as time at the beginning of a sentence switches the position of the verb and subject, so to, a Dependent Thought at the beginning of a sentence switches the position of the verb and subject in the following Independent Thought



Time at the beginning of a sentence switches the subject and verb

STOP HERE

Lesson 5d

START
HERE

A THOUGHT THAT DEPENDS ON ANOTHER (PART 3/3)

Outline of Lesson 5d:

Prepositional Phrases:

Situation 1- Adding a Prepositional Phrase to a Simple Sentence

Overview-

- How to add a Prepositional Phrase to a Simple Sentence

Situation 2- Adding a Prepositional Phrase to a Compound Sentence

Overview-

- How to add a Prepositional Phrase to a Compound Sentence

Situation 3- Adding a Prepositional Phrase to a Complex Sentence

Overview-

- How to add a Prepositional Phrase to a Complex Sentence

Lesson 5d Vocabulary:

Prepositional Phrase- A Dependent Thought that starts with a preposition and doesn't use a verb

PREPOSITIONAL PHRASES

PREPOSITIONAL PHRASES

Dependent Thoughts that don't have any verbs are called **Prepositional Phrases** [see definition].

Prepositional Phrases can be put in a sentence in three different ways. Let's talk about these situations on the next few pages.



Examples of Prepositional Phrases

1. to the meeting

2. with you

3. against me


4. at home

5. in the Bible

6. about Jehovah

7. from the store

8. on the house



SITUATION 1 - ADDING A PREPOSITIONAL PHRASE TO A SIMPLE SENTENCE

VAYK 1 - EN PREPOSITIONAL PHRASE DU MITT EN GLENNAH SENTENCE

There are two ways that you are able to do this. The first is simple. Just add the phrase to the end of the sentence. Here is an example in **Table 67**.

The second way that this works is by adding the Prepositional Phrase before the second verb. This is done in order to emphasize the phrase and not the action. Take a look at this at work in **Table 68**.

Table 67	
Complex Sentence	
English	I'll go to the meeting.
Deitsh	Ich zayl gay zu di fasamling.

Table 68	
Complex Sentence	
English	I'll go to the meeting.
Deitsh	Ich zayl zu di fasamling gay.

Ich zayl gay zu di fasamling.

The Preposition

The Prepositional Phrase at the end of the sentence emphasizes the the action of going

The Prepositional Phrase before the second verb emphasizes the meeting

Ich zayl zu di fasamling gay.

SITUATION 2 - ADDING A PREPOSITIONAL PHRASE TO A COMPOUND SENTENCE

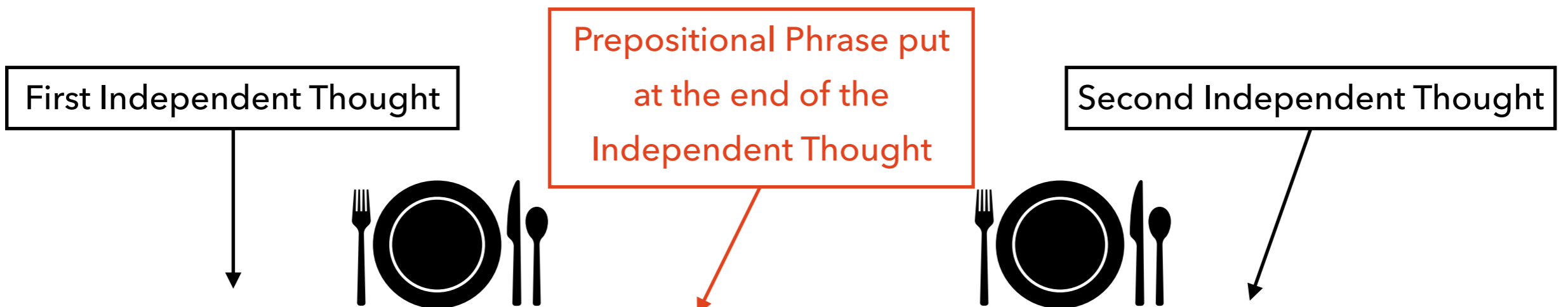
VAYK 2 - EN PREPOSITIONAL PHRASE DU MITT EN COMPOUND SENTENECE

In this situation, Prepositional Phrases go after the second verb in the thought. See **Table 69**.

Table 69	
Complex Sentence	
English	He wanted to eat with them but she just wanted to go home.
Deitsh	Eah hott essa vella mitt si avvah see hott yusht haym gay vella.

But, sometimes, there is no second verb. What do you do then? You just put the phrase at the end of the thought. Look at **Table 70** for clarity.

Table 70	
Complex Sentence	
English	He wants pasta for supper but she doesn't.
Deitsh	Eah vill pasta fa sobbah avvah see dutt nett.



Eah vill pasta **fa sobbah** avvah see dutt nett.

SITUATION 3 - ADDING A PREPOSITIONAL PHRASE TO A COMPLEX SENTENCE

VAYK 3 - EN PREPOSITIONAL PHRASE DU MITT EN COMPLEX SENTENCE

You can put a Prepositional Phrase with either the Independent or Dependent Thought in a Complex Sentence. Let's see how.

If you want to put a Prepositional Phrase with the Independent Thought, you will follow the same rules as in the first situation. You put the phrase at the end if you want to


emphasize the action, or you could put it before the second verb if you want to emphasize the phrase. Check out the examples in **Tables 71 & 72**.

To add a Prepositional Phrase to the end of a Dependent Thought in a Complex Sentence, you simply just put it at the end of the thought. See **Table 73**.

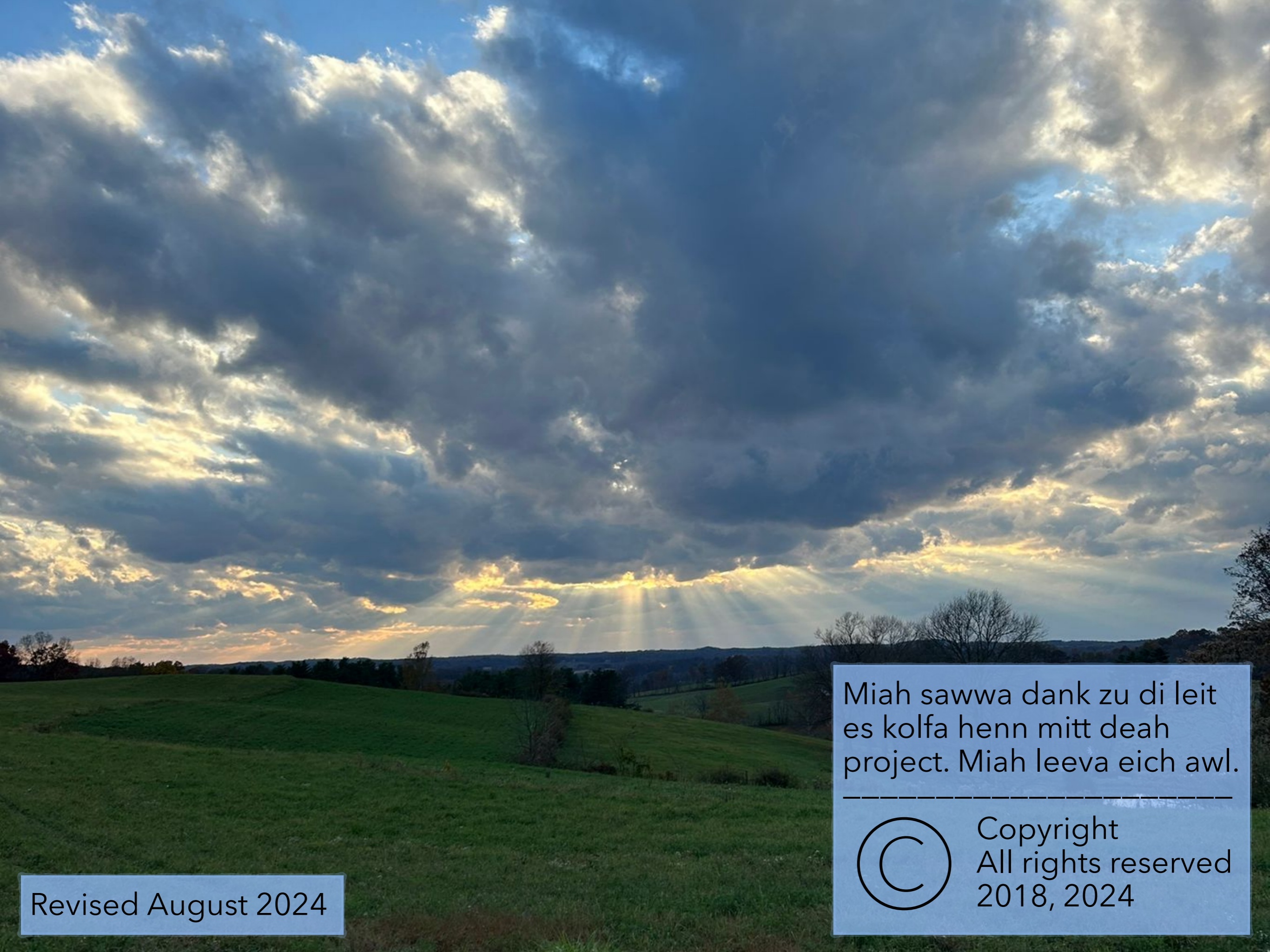
Table 71	
Complex Sentences	
English	He'll work with his whole family until everything is completely done.
Deitsh	Eah zayld shaffa mitt sei gans family biss alles gans faddich is. (Emphasizing the work)
Deitsh	Eah zayld mitt sei gans family shaffa biss alles gans faddich is. (Emphasizing his family)

Table 72	
Complex Sentences	
English	You need to give your best to Jehovah so that you can make Him happy.
Deitsh	Ma muss em sei besht gevva zu Jehova so es ma Een haebbi macha kann. (Emphasizing one's best)
Deitsh	Ma muss em sei besht zu Jehova gevva so es ma Een haebbi macha kann. (Emphasizing Jehovah)

Table 73	
Complex Sentences	
English	You can make Jehovah happy if give your best to Him.
Deitsh	Ma kann Jehova haebbi macha vann ma em sei besht gebt zu Een.




STOP
HERE



Revised August 2024

Miah sawwa dank zu di leit
es kolfa henn mitt deah
project. Miah leeva eich awl.



Copyright
All rights reserved
2018, 2024